

Performance Report

Q4 2022-23

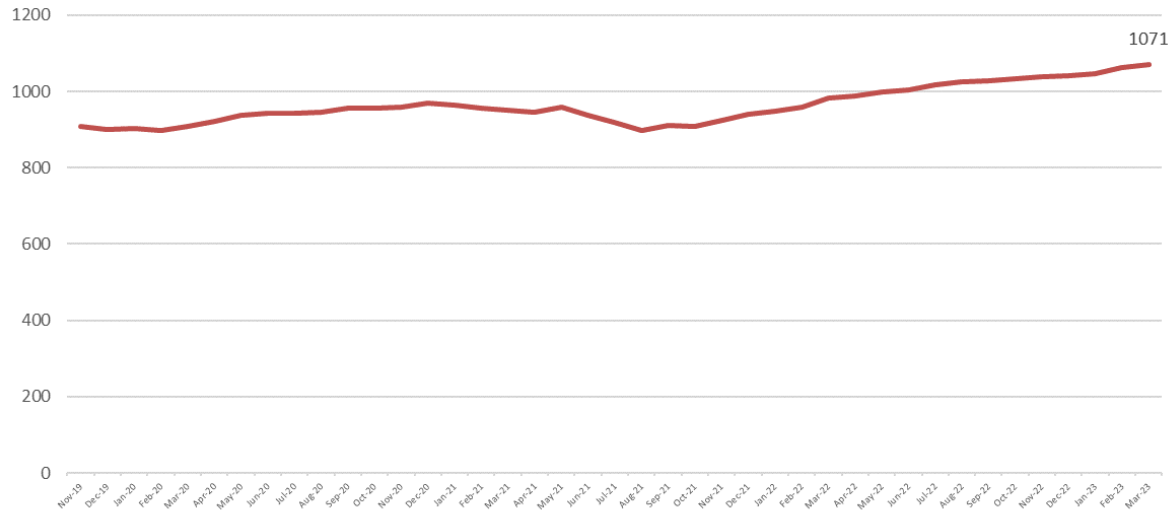


Children in our Care: 1,071

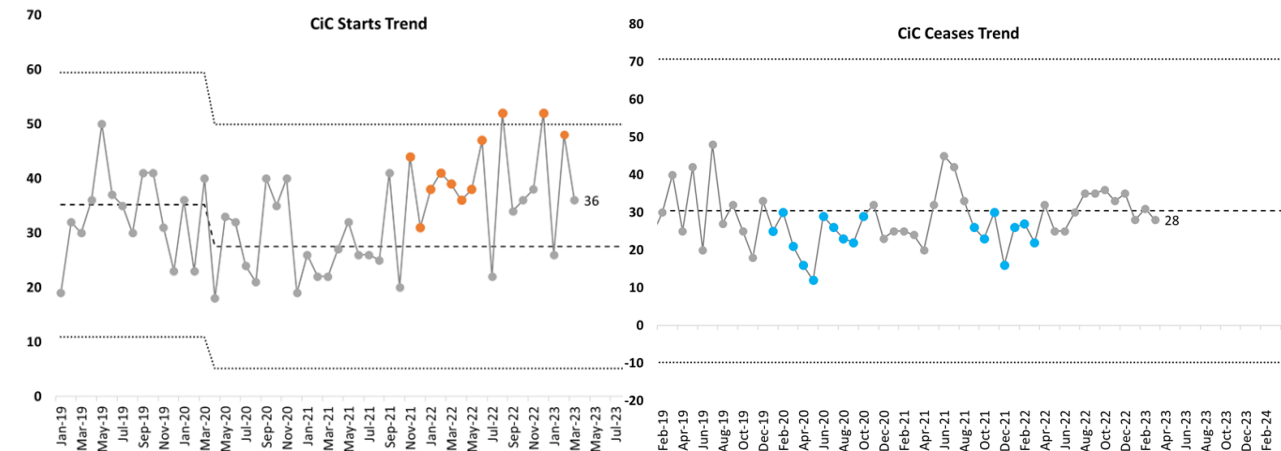
59 Unaccompanied Asylum Seeking Children

This will increase as UASC move to Durham through the National Transfer Scheme

Monthly CLA Numbers



Reducing u1 CiC starts as % of all CiC starts
 Increase in age 1-4 and 10-15 starts
 Increase in 13-15yr olds in care



Increase in overall number of CiC but rate remains below regional and statistical neighbour average (5th lowest in North East)

Around a third of children have been in care for less than 12 months whilst over a quarter have been in care for over 5 years

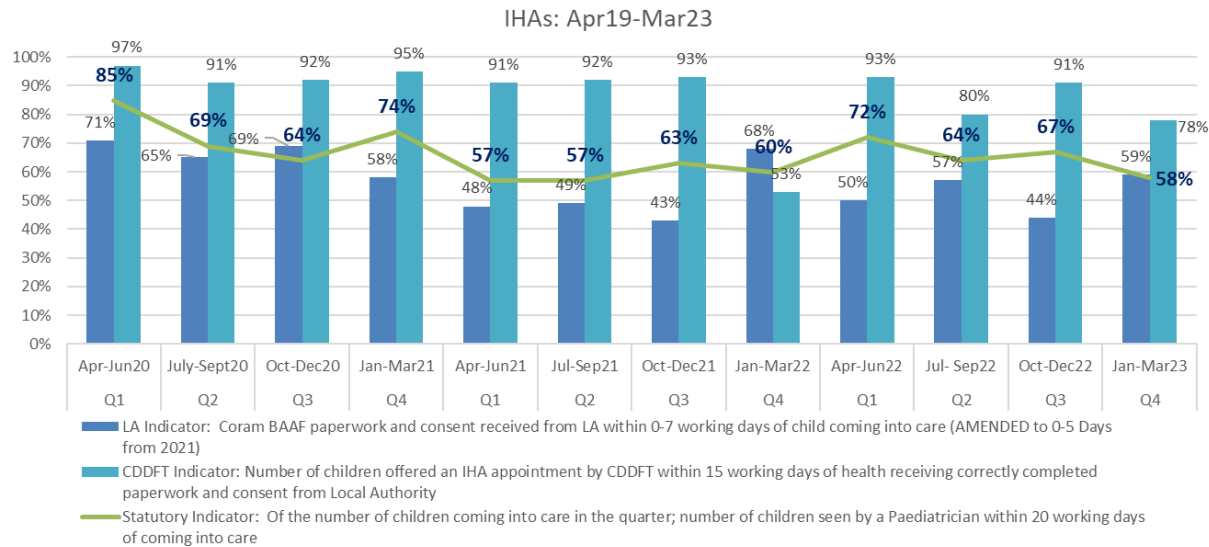
LoT in care	Under 6 Months	6-12 Months	1-2 Years	2-5 Years	5 Years+
No	218	116	177	270	286
%	20%	11%	17%	25%	27%

341 children became a child in care
277 children left care in Apr-Dec 22



44% of Social Workers in our Children in Care and Care Leavers Teams had fewer than 25 cases, one had 30+

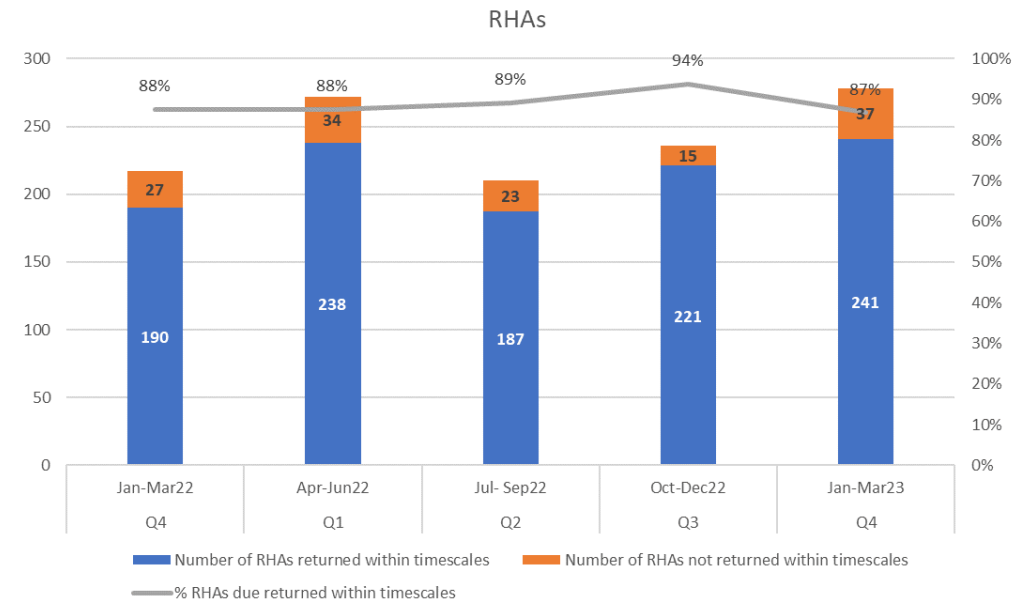
Initial Health Assessments



Reduction in children in care receiving an Initial Health Assessment within 20 working days of coming into care.

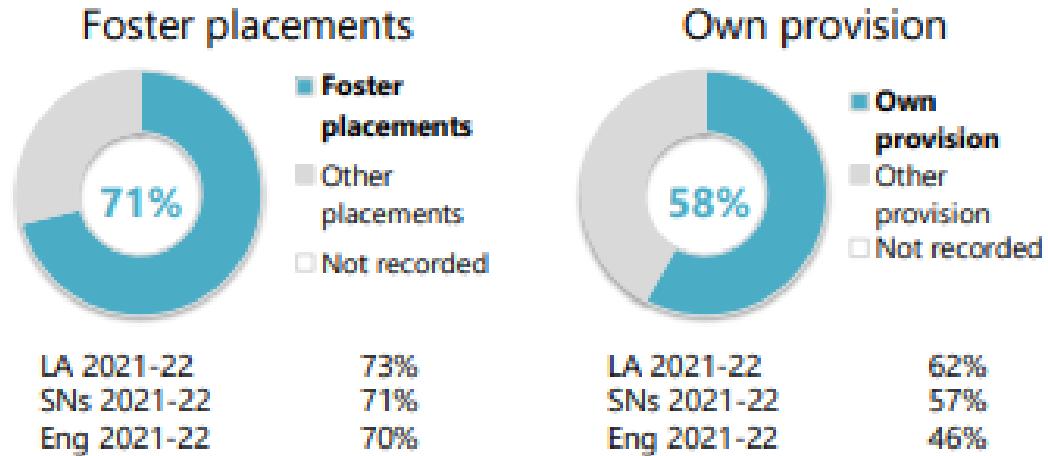
Improvement in required paperwork submitted in timescale but still room for improvement

Review Health Assessments



Review Health Assessments completed within timescale remains relatively stable – 37 out of timescale in Q4

Providing Stable Homes



Placement type (open CLA)	Own LA	Private	Other	Total
Foster placement	557	140	62	759
Placed for adoption	20	0	8	28
Placed with parents	0	0	87	87
Independent living	14	42	11	67
Residential employment	0	0	0	0
Residential accommodation	0	0	0	0
Secure Children's Homes	3	4	0	7
Children's Homes	26	78	3	107
Residential Care Home	0	0	0	0
NHS/Health Trust	0	0	2	2
Family Centre	0	1	0	1
Young Offender Institution	0	0	2	2
Residential school	0	0	0	0
Other placements	0	7	1	8
Temporary placement	0	0	0	0
Total placements	620	272	176	1068

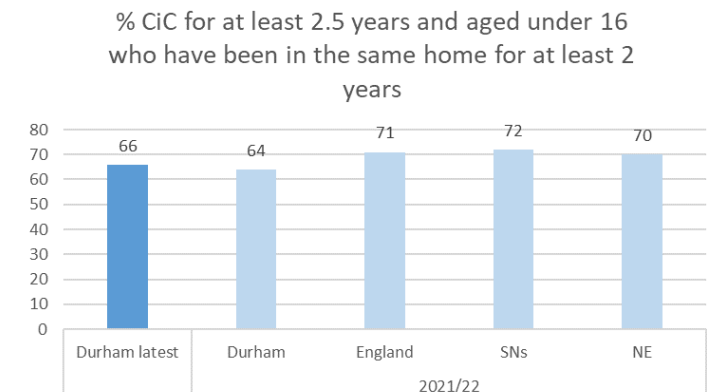
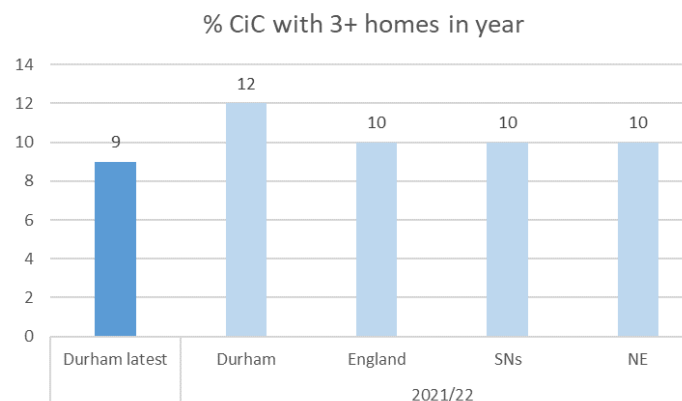
A similar proportion of children in Durham are living in foster homes and in in-house provision to our benchmarks.

18% increase in Children in our Care from 2019/20 - highest increase in 14-17 year olds

Providing stable homes remains an ongoing area of focus – This has improved but is currently worse than /same as 2021/22 benchmarks

Reduction in children with 3+ homes and more CiC in long-term homes

CiC at date	2019/20		2022/23	
	No.	%	No.	%
0	79	9%	68	6%
1	46	5%	49	5%
2	48	5%	46	4%
3	34	4%	37	3%
4	34	4%	45	4%
5	34	4%	32	3%
6	39	4%	46	4%
7	35	4%	33	3%
8	57	6%	51	5%
9	35	4%	55	5%
10	49	5%	46	4%
11	59	7%	70	7%
12	58	6%	55	5%
13	62	7%	60	6%
14	59	7%	81	8%
15	54	6%	87	8%
16	57	6%	109	10%
17	63	7%	97	9%
Total	902		1067	



Missing Children

179 of 1239 looked after children had a missing incident in the last 12 months

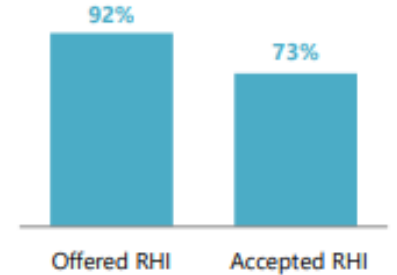
	Latest data	LA 21-22	SNs 21-22	Eng 21-22
Number of all CLA with a missing incident	179 of 1239	129		
Percentage of all CLA with a missing incident	14%	10%	10%	11%
Total number of missing incidents for all CLA	1791	892		
Average number of incidents per CLA who went missing	10.0	6.9	6.6	6.3

142 children

992 missing episodes

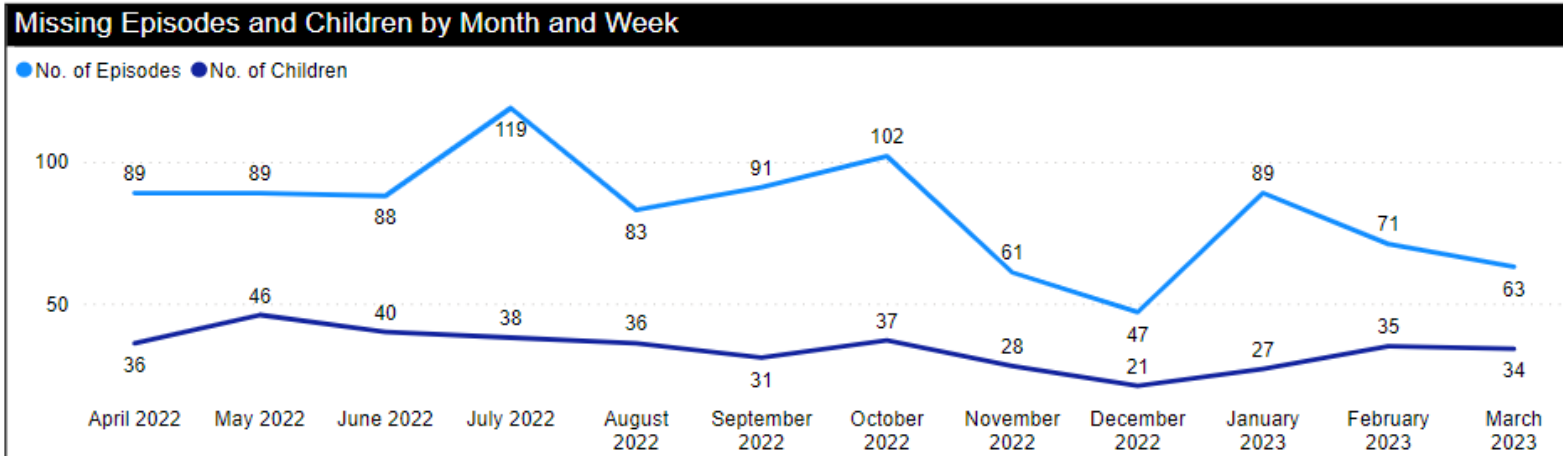
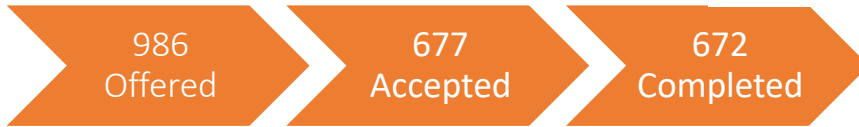
Missing incidents - return home interviews

	Latest data	
Missing children offered return interview	164 of 179	92%
Missing children not offered return interview	1 of 179	1%
Missing children return interview offer not recorded	10 of 179	6%
Missing children where return interview was n/a	4 of 179	2%



	Latest data	
Missing children accepted return interview	119 of 164	73%
Missing children not accepted return interview	41 of 164	25%
Missing children return interview acceptance not recorded	4 of 164	2%

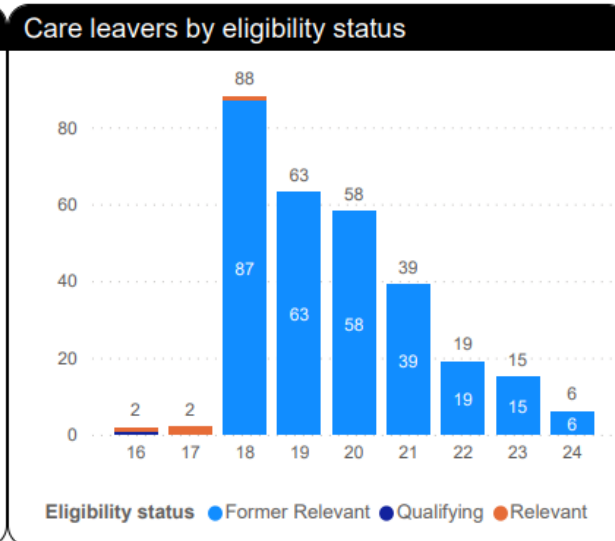
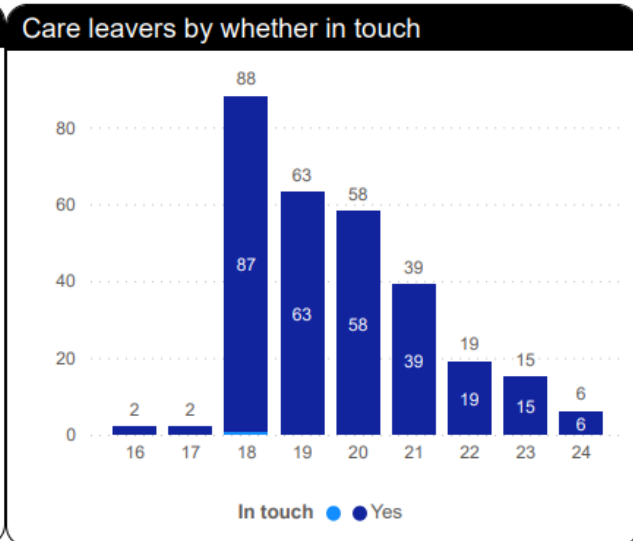
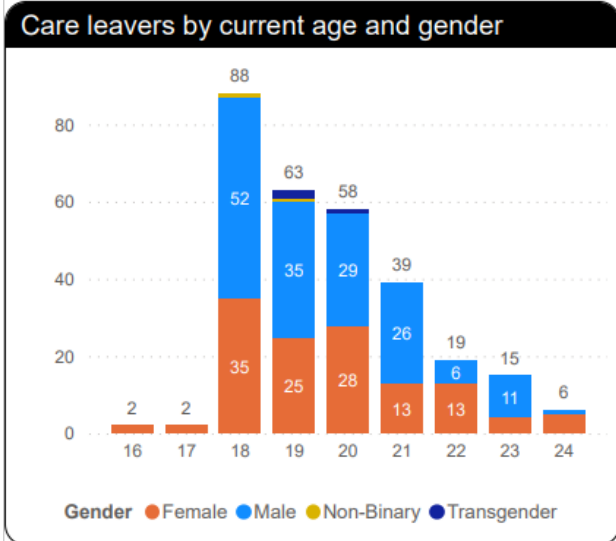
Return to Home Interviews



Following easing of lockdown restrictions we saw an increase in children reported missing

Care Leavers

250 Care Leavers aged 17-21



Care Leavers by age group and whether in touch

Age group	17-18		19-21		22-24		Total	
	No.	%	No.	%	No.	%	No.	%
Y	2	100%	89	99%	160	100%	291	100%
N			1	1%			1	0%
Total	2	100%	90	100%	160	100%	292	100%

Care leavers by age and whether in touch

In touch	16	17	18	19	20	21	22	23	24	Total
	Yes			87	63	58	39	19	15	6
Total	2	2	88	63	58	39	19	15	6	292

Care leavers by eligibility status

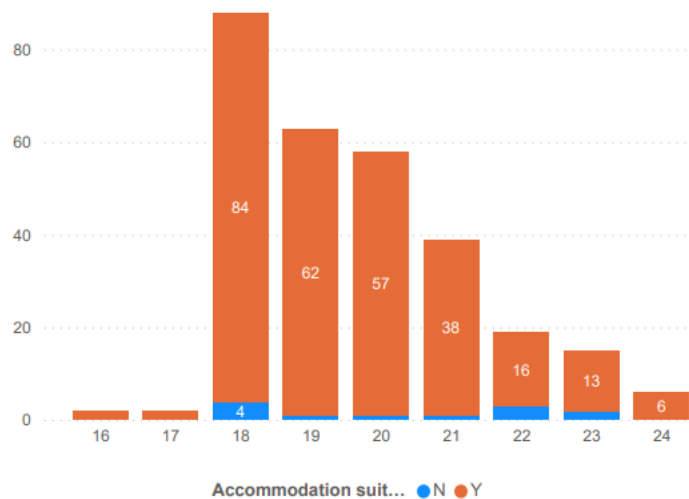
Eligibility status	No.
Qualifying	1
Relevant	4
Former Relevant	287
Total	292

28 of our care leavers are recorded as being unaccompanied asylum seekers (UASC) and 26 are male aged 18-23, 2 female.

Currently have 179 YPS team monitoring open cases in addition to the 250 aged 17-21. Work on data recording is ongoing to ensure accuracy and has improved in touch information

Care Leavers – suitable accommodation

Care leavers by whether in suitable accommodation



Care leavers by whether in suitable accommodation and age group

Age group	17-18		19-21		22-24		Total	
Accommodation	No.	%	No.	%	No.	%	No.	%
suitable	86	96%	157	98%	35	88%	280	96%
Y	2	100%	4	4%	3	2%	5	13%
N	4	4%	3	2%	5	13%	12	4%
Total	2	100%	90	100%	160	100%	40	100%

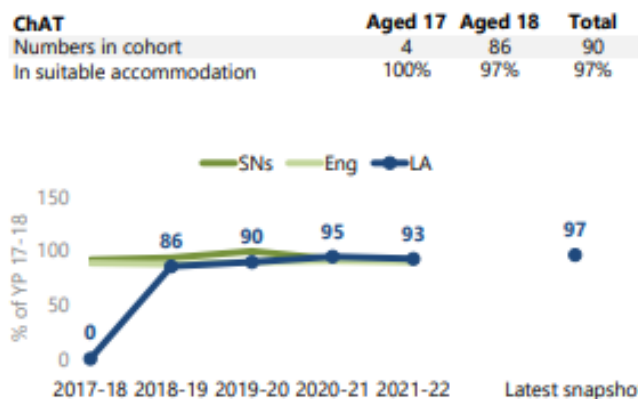
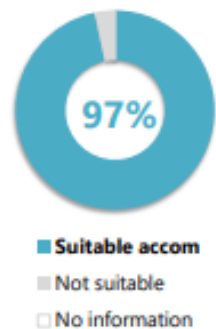
Care leavers in unsuitable accommodation by age and type

Accommodation code	18	19	20	21	22	23	Total
X - In custody	3	1	1	1	3	2	11
Total	4	1	1	1	3	2	12

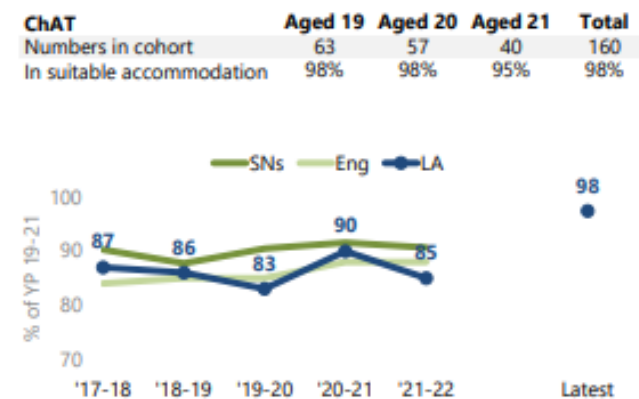
The proportion of care leavers in suitable accommodation aged 17-18 is 96% and for ages 19-21 is also 98%

Above benchmarks

Accommodation suitability of 17-18 year olds

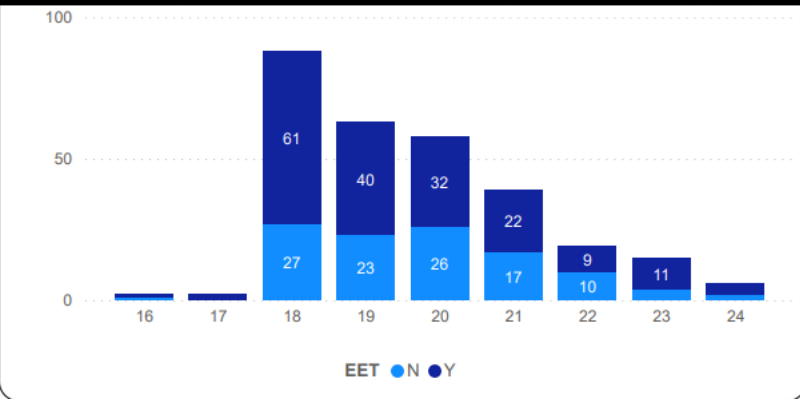


Accommodation suitability of 19-21 year olds



Care Leavers - Education, Employment or Training

Care leavers by whether in education, employment or training (EET)



Care leavers by main education, employment or training (EET) activity and age group

Age group	EET		17-18		19-21		22-24		Total	
	No.	%	No.	%	No.	%	No.	%	No.	%
Y	1	50%	63	70%	94	59%	24	60%	182	62%
N	1	50%	27	30%	66	41%	16	40%	110	38%
Total	2	100%	90	100%	160	100%	40	100%	292	100%

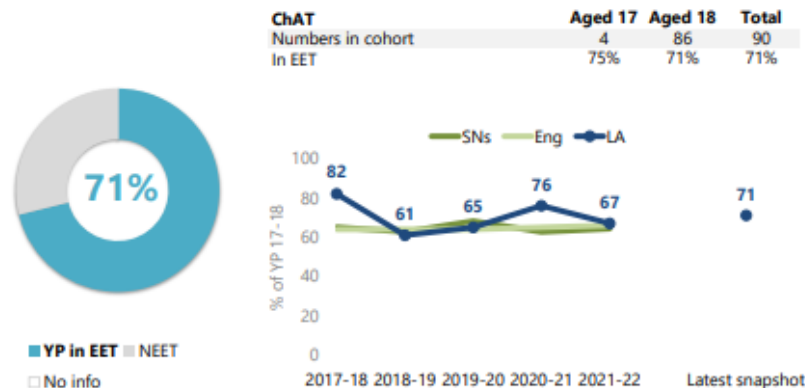
The proportion of care leavers in Education, Employment or Training aged 17-18 is 71% which is above benchmarks.

Care leavers not in education, employment or training (NEET) by main education, employment or training (EET) activity

Main EET activity	16	18	19	20	21	22	23	24	Total
G6 - Young person not in education, employment or training due to pregnancy or parenting		1	5	3	2	5	1	1	18
G5 - Young person not in education, employment or training: other circumstances		1	15	7	3	4	2	1	33
G4 - Young person not in education, employment or training because of illness or disability		11	11	20	11	3	2	1	59
Total		1	27	23	26	17	10	4	110

For those aged 19-21 this is 59%; above benchmarks

Education, Employment, or Training (EET) of 17-18 year olds



Education, Employment, or Training (EET) of 19-21 year olds

